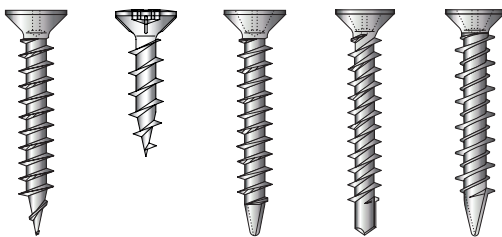


EJOT® window fasteners

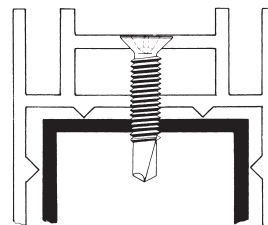
Self-drilling screws for the assembly of hardware to windows and doors

Assembly of fittings - standard programme:

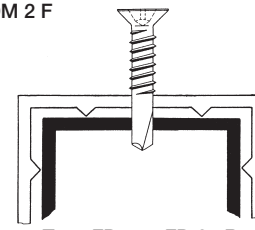
Screw dimensions in mm					Packing unit (pieces)
Type S	Type Super E	Type DSK	Type SD	Type ATS	
4,2 x 16	4,2 x 16	4,2 x 16	4,2 x 16		1000
4,2 x 20	4,2 x 20	4,2 x 20	4,2 x 19		1000
4,2 x 22	4,2 x 22	4,2 x 22	4,2 x 22		1000
4,2 x 25	4,2 x 25	4,2 x 25	4,2 x 25	4,8 x 25	1000
4,2 x 30	4,2 x 30	4,2 x 30	4,2 x 27	4,8 x 30	1000
4,2 x 35	4,2 x 35	4,2 x 35	4,2 x 30		1000
4,2 x 40	4,2 x 40	4,2 x 40	4,2 x 32	4,8 x 38	1000
4,2 x 45	4,2 x 45	4,2 x 45	4,2 x 40		1000
4,2 x 55	4,2 x 55	4,2 x 55	4,2 x 45		1000
4,2 x 65					



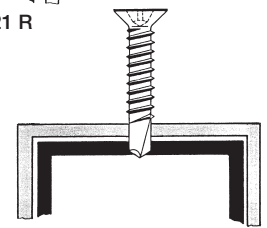
Different application types:



Type FDM 1 - FDM 2 F



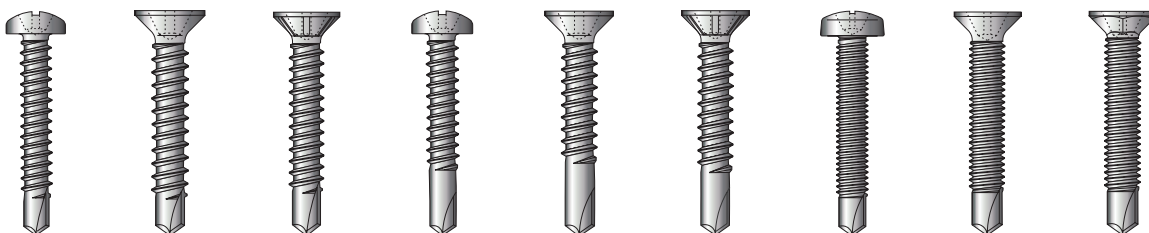
Type FD 11 - FD 21 R



Type FD 1 - FD 2 R

Assembly of fittings and fixing of reinforcement - standard programme:

Screw dimensions in mm									Packing unit (pieces)
Type FD 1	Type FD 2	Type FD 2R	Type FD 11	Type FD 21	Type FD 21R	Type FDM 1	Type FDM 2	Type FDM 2F	
3,9 x 9,5	3,9 x 13								1000
3,9 x 13	3,9 x 16	3,9 x 13				M 4 x 13	M 4 x 13	M 4 x 13	1000
3,9 x 16	3,9 x 19	3,9 x 16	3,9 x 16	3,9 x 16	3,9 x 16	M 4 x 16	M 4 x 16	M 4 x 16	1000
3,9 x 19	3,9 x 22	3,9 x 19	3,9 x 19	3,9 x 19	3,9 x 19	M 4 x 19	M 4 x 19	M 4 x 19	1000
3,9 x 22	3,9 x 25			3,9 x 22			M 4 x 22		1000
3,9 x 25	3,9 x 28	3,9 x 25		3,9 x 25		M 4 x 25	M 4 x 25		1000
3,9 x 32	3,9 x 32	3,9 x 32		3,9 x 32			M 4 x 32		1000
3,9 x 38	3,9 x 38			3,9 x 38			M 4 x 38		1000
	3,9 x 45						M 4 x 45		1000




Window assembly


EJOT frame anchors:

Screw dimensions in mm			Packing unit (pieces)
RA-P	RA-H	RA-U	
7,5 x 40		7,5 x 40	1200
7,5 x 60	7,5 x 60	7,5 x 60	1200
7,5 x 70	7,5 x 80	7,5 x 70	1200
7,5 x 80	7,5 x 100	7,5 x 80	600
7,5 x 100	7,5 x 120	7,5 x 100	600
7,5 x 120	7,5 x 135	7,5 x 120	600
7,5 x 135	7,5 x 150	7,5 x 135	400
7,5 x 150	7,5 x 180	7,5 x 150	400
7,5 x 180		7,5 x 180	400
7,5 x 210		7,5 x 210	400


RA-P



RA-H



RA-U



EJOT coupling and frame to frame fixing:

Screw dimensions in mm		Packing unit (pieces)
Type MS	Type RS	
	5,3 x 35	100
	5,3 x 45	100
4,8 x 55	5,3 x 55	100
4,8 x 65	5,3 x 65	100
4,8 x 80	5,3 x 80	100
4,8 x 95	5,3 x 95	100

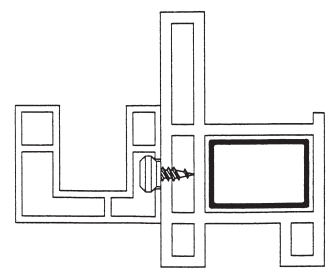
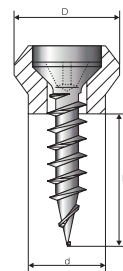
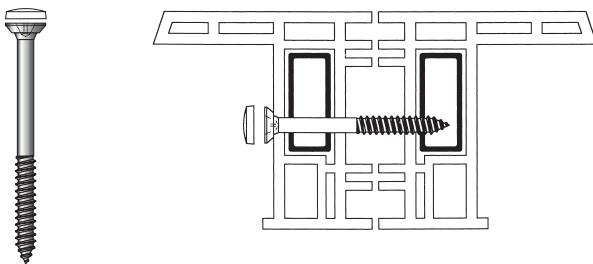
EJOT roller blind self-drilling screws Type RD:

Name	Screw dimensions in mm			Profile	Packing unit (pieces)
	D	d	L		
RD-1 yellow	9,5	6,8	9	Brüggmann	1000
RD-2 red	10,5	7,4	13	a*	1000
RD-3 white	12	8,4	12	Trocal, Stöckel	1000
RD-4 blue	11	8,6	10	b*	1000
RD-5 green	11	8,4	12	Hocoplast	1000
RD-6 yellow	9,5	6,8	12	Veka	1000

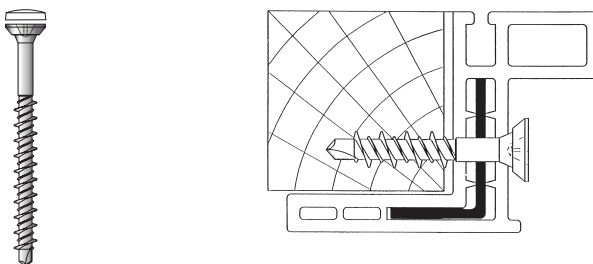
a*) Rehau, Helmitin, Golde, Thyssen, KBE

b*) Kömmerling, Roplasto, Gealan

Assembly screw - Type MS:



Renovation screw - Type RS:



Setting tool RDM:

- for quick setting and efficient assembly of EJOT screws type RD

